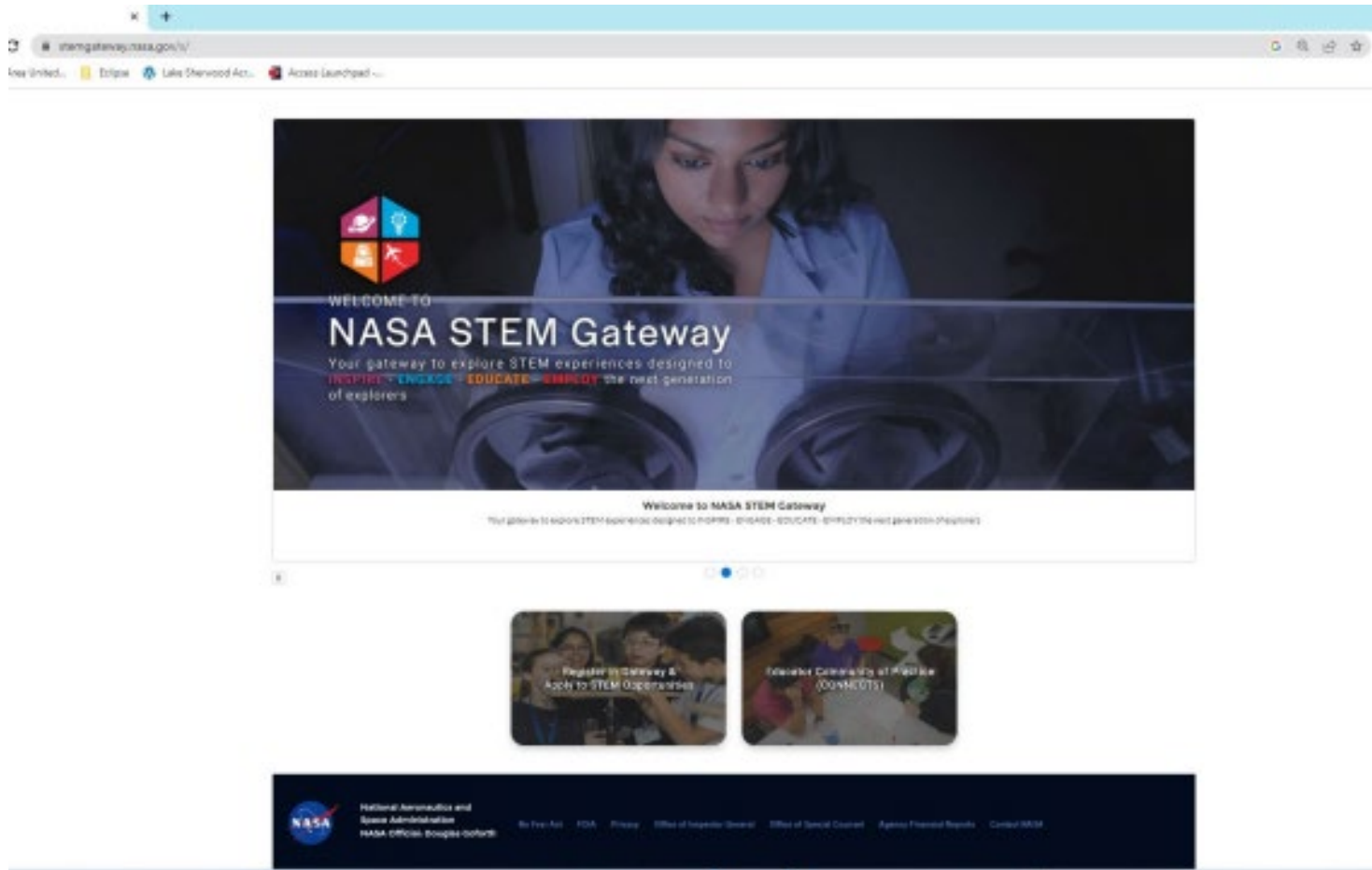


NASA STEM Gateway – Student Profile Set up Instructions

STEP 1

<https://stemgateway.nasa.gov/public/s/>

Click on “Register in Gateway & Apply to STEM Opportunities”



The screenshot shows a web browser window displaying the NASA STEM Gateway website. The browser's address bar shows the URL <https://stemgateway.nasa.gov/>. The website's main banner features a young woman in a lab coat looking at equipment, with the text "WELCOME TO NASA STEM Gateway" and "Your gateway to explore STEM experiences designed to INSPIRE ENGAGE EDUCATE EMPLOY the next generation of explorers". Below the banner, there are two main navigation buttons: "Register in Gateway & Apply to STEM Opportunities" and "Learn More About Us". The footer of the website includes the NASA logo and the text "National Aeronautics and Space Administration" along with various links such as "Go To: Home", "FOIA", "Privacy", "Office of Inspector General", "Office of Special Counsel", "Agency Financial Reports", and "Contact NASA".

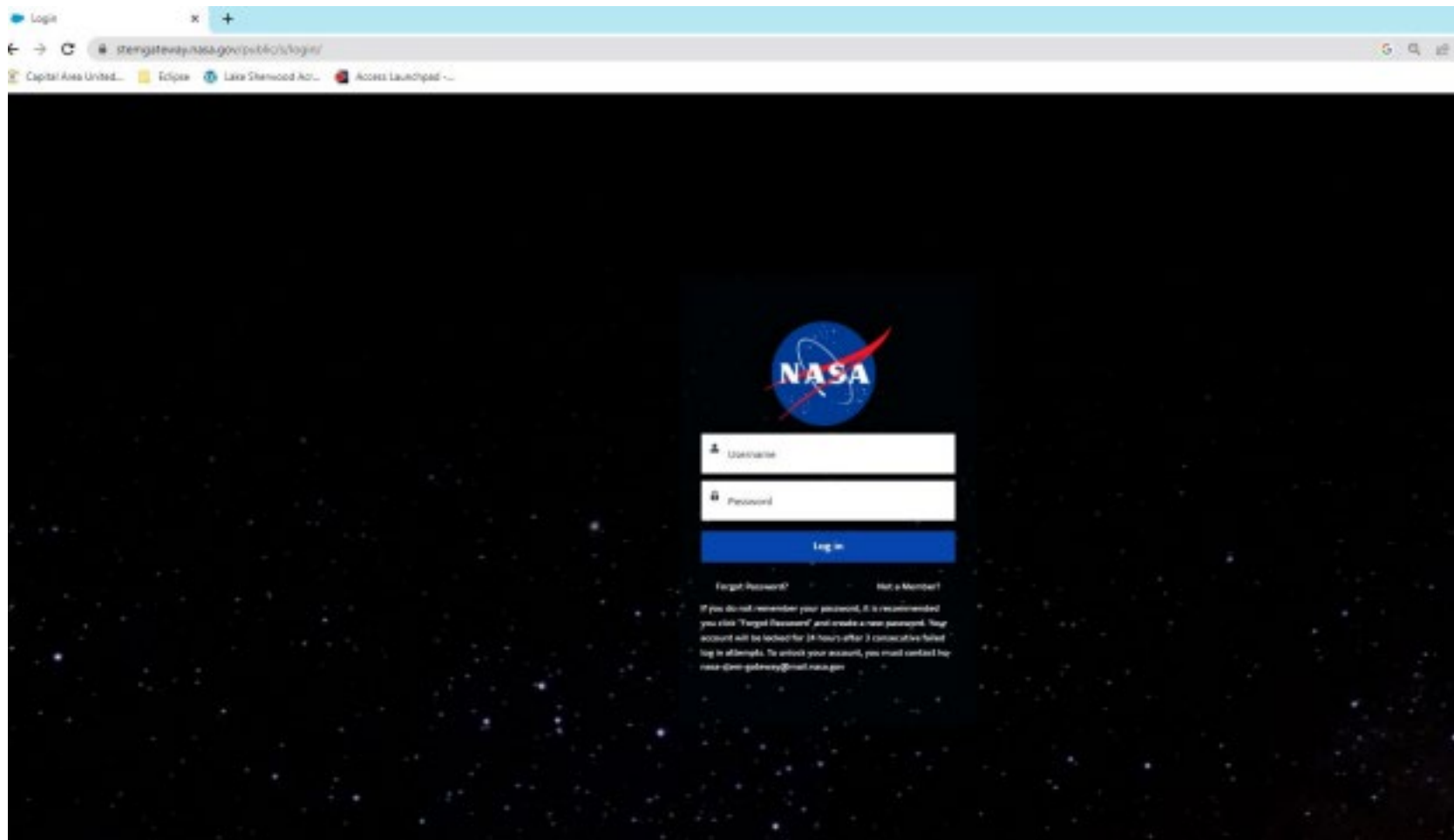
STEP 2

<https://stemgateway.nasa.gov/public/s/>

The screenshot shows the NASA STEM Gateway website homepage. At the top, there is a navigation bar with the NASA logo, a search bar, and links for Home, Sign Up | Log In, Explore Opportunities, and Stay Connected. Below the navigation bar is a large banner with the text "NASA STEM GATEWAY" and "Your Gateway for Participating in NASA STEM Opportunities". The banner features four colorful diamond-shaped images: a person in a lab coat, a person in a blue suit, a person in a red suit, and a person in a red suit. Below the banner is the text "WELCOME TO THE NASA STEM GATEWAY". Underneath this text are three large, colorful buttons: "Sign Up | Log In" (blue), "Explore Opportunities" (orange), and "Stay Connected" (red). At the bottom of the page, there is a footer with the NASA logo, the text "NASA - National Aeronautics and Space Administration", the "INSPIRE - ENGAGE - EDUCATE - EMPLOY" logo, and the text "The Next Generation of Explorers". To the right of the footer, there are several small links: "Search Links for Peer-Set | PDS | PMA | Privacy | DOI | Agency Financial Reports | Help".

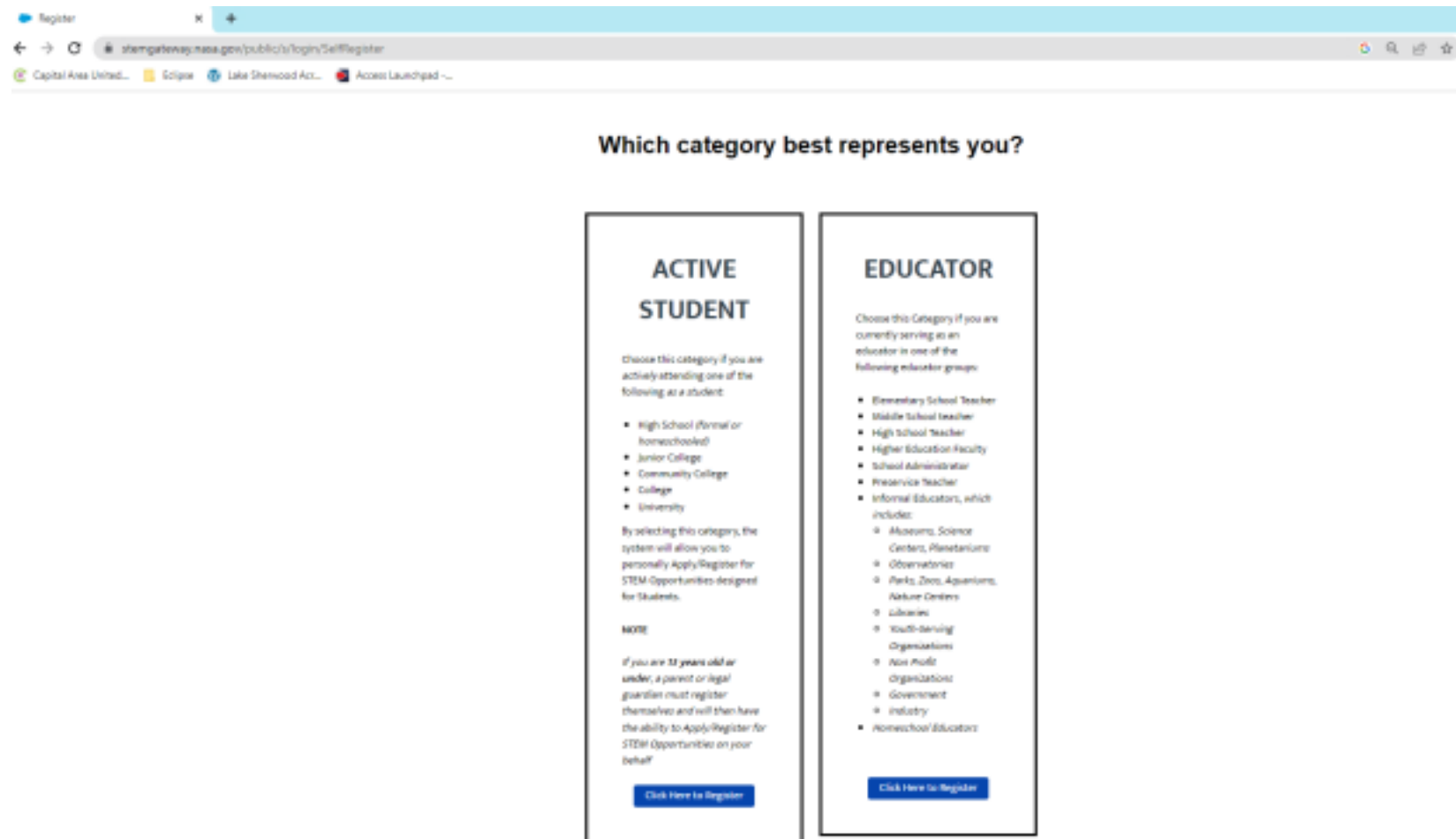
STEP 3

Click on “Not a Member”



STEP 4

Click on “Click Here to Register” in the box that most closely matches your role (i.e., advisor = educator, competition team members = active student)



The screenshot shows a web browser window with the URL stemgateway.nasa.gov/public/login/SelectRegister. The page title is "Register". Below the browser window, the heading "Which category best represents you?" is centered. There are two vertical panels, one for "ACTIVE STUDENT" and one for "EDUCATOR".

ACTIVE STUDENT

Choose this category if you are actively attending one of the following as a student:

- High School (formal or home-schooled)
- Junior College
- Community College
- College
- University

By selecting this category, the system will allow you to personally Apply/Register for STEM Opportunities designed for Students.

NOTE

If you are 18 years old or under, a parent or legal guardian must register themselves and will then have the ability to Apply/Register for STEM Opportunities on your behalf.

[Click Here to Register](#)

EDUCATOR

Choose this Category if you are currently serving as an educator in one of the following educator groups:

- Elementary School Teacher
- Middle School teacher
- High School teacher
- Higher Education Faculty
- School Administrator
- Preservice Teacher
- Informal Educators, which includes:
 - Museums, Science Centers, Planetariums
 - Observatories
 - Parks, Zoos, Aquariums, Nature Centers
 - Libraries
 - Youth-serving Organizations
 - Non-Profit Organizations
 - Government
 - Industry
- Homeschool Educators

[Click Here to Register](#)

Step 5

<https://stemgateway.nasa.gov/public/s/login/SelfRegister>

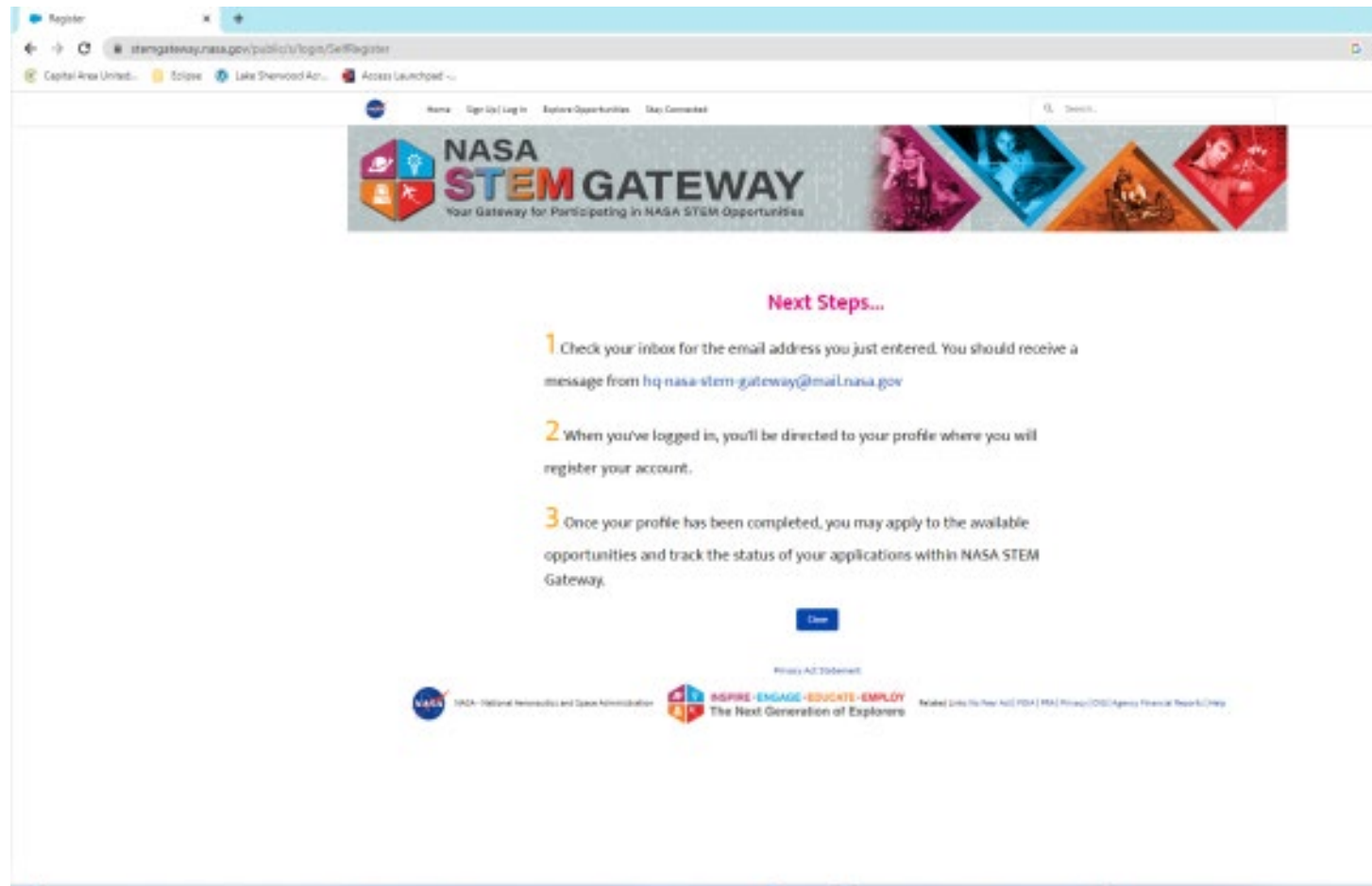
Use a “permanent” email address (like gmail), not a school address. This email address will be requested during your WSGC Profile Setup. Once you have completely filled in all 4 fields, the submit button becomes dark blue and you can click “Submit”



The screenshot shows a web browser window with the URL stemgateway.nasa.gov/public/s/login/SelfRegister. The page features the NASA logo and the text "NASA STEM GATEWAY Your Gateway for Participating in NASA STEM Opportunities". Below this is a navigation bar with links for "Home", "Sign Up/Login", "Explore Opportunities", and "Stay Connected". A search bar is also present. The main content area is titled "Tell us a little bit about yourself" and contains four required input fields: "First Name", "Last Name", "Email", and "Age". The "Age" field is a dropdown menu with "13-17" selected. Below the fields are two buttons: "Back" and "Submit". At the bottom of the page, there is a "Privacy and Statement" link and a footer with the NASA logo, the text "NASA - National Aeronautics and Space Administration", the "INSPIRE - ENGAGE - EDUCATE - EMPLOY The Next Generation of Explorers" logo, and a list of related links: "No Fear Act", "FOIA", "AAA", "Privacy", "DHS", "Agency Financial Report", and "CFO".

Step 6

Log into the email account you used to start your registration process to retrieve the link from HQ-NASA-STEM-Gateway to complete your profile.



The screenshot shows a web browser window with the URL stemgateway.nasa.gov/public/registration. The page features the NASA STEM Gateway logo and a navigation menu with links for Home, Sign Up / Log In, Explore Opportunities, and Stay Connected. A search bar is also present. The main content area is titled "Next Steps..." and contains a three-step instruction list:

- 1 Check your inbox for the email address you just entered. You should receive a message from hq-nasa-stem-gateway@mail.nasa.gov
- 2 When you've logged in, you'll be directed to your profile where you will register your account.
- 3 Once your profile has been completed, you may apply to the available opportunities and track the status of your applications within NASA STEM Gateway.

Below the instructions is a blue "Done" button. At the bottom of the page, there is a "Privacy Act Statement" link and logos for NASA (National Aeronautics and Space Administration) and the ASPIRE-ENGAGE-EDUCATE-EMPLOY program (The Next Generation of Explorers). Small text at the bottom right provides links for the Year 2011 FOIA, Privacy, and Agency Financial Report/Charges.

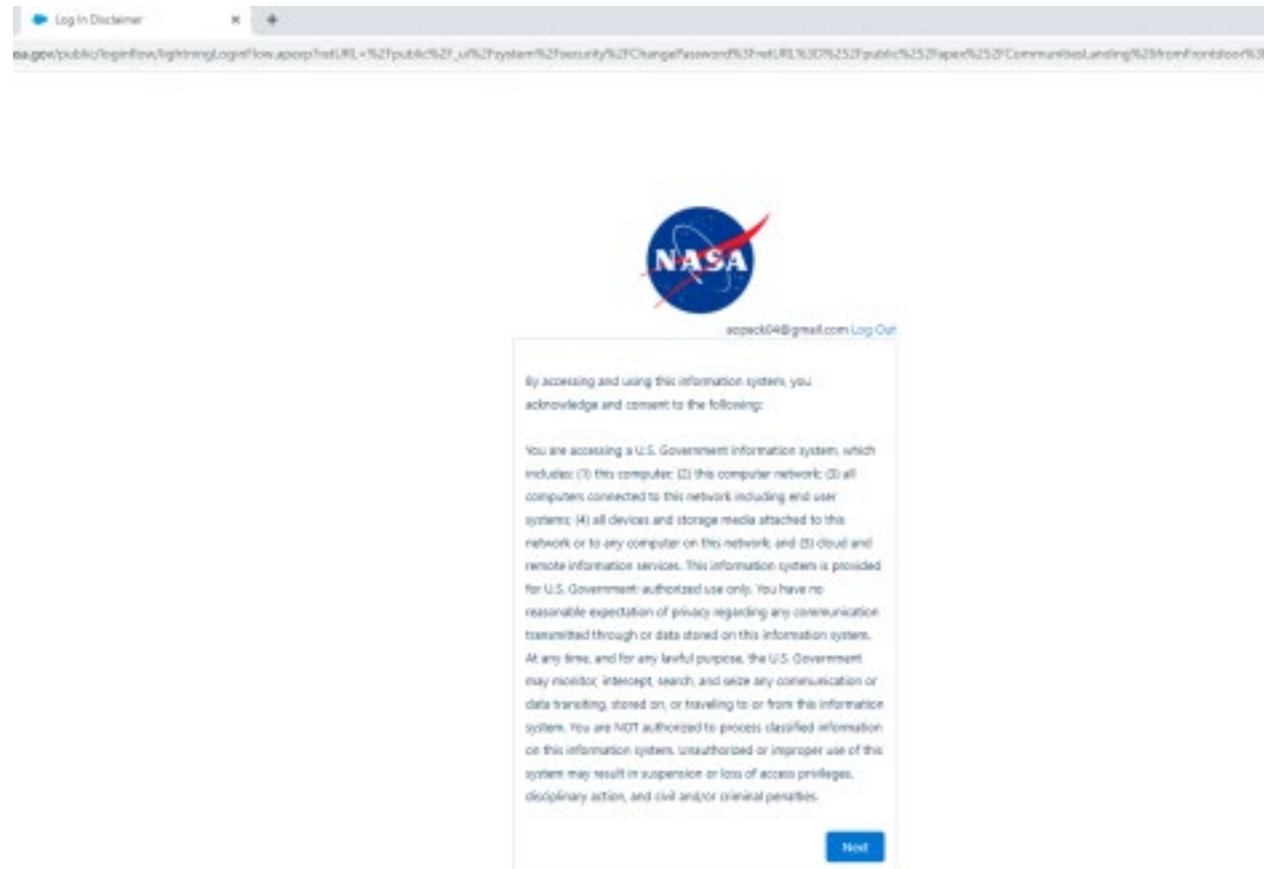
Step 7

Log into the email account you used to start your registration process to retrieve the link from HQ-NASA-STEM-Gateway to complete your profile. Click the link. Redacted in Black Below.



Step 8

Log into the email account you used to start your registration process and click the link from HQ-NASA-STEM-Gateway to complete your profile. The first page will be an acknowledgement that you are authorized to access this system. Click “Next.”



The screenshot shows a web browser window with a NASA logo at the top center. Below the logo, the email address 'aspeck04@gmail.com' is displayed with a 'Log Out' link. A large text box contains a disclaimer: 'By accessing and using this information system, you acknowledge and consent to the following: You are accessing a U.S. Government information system, which includes: (1) this computer; (2) this computer network; (3) all computers connected to this network including end user systems; (4) all devices and storage media attached to this network or to any computer on this network; and (5) cloud and remote information services. This information system is provided for U.S. Government-authorized use only. You have no reasonable expectation of privacy regarding any communication transmitted through or data stored on this information system. At any time, and for any lawful purpose, the U.S. Government may monitor, intercept, search, and seize any communication or data transmitted, stored on, or traveling to or from this information system. You are NOT authorized to process classified information on this information system. Unauthorized or improper use of this system may result in suspension or loss of access privileges, disciplinary action, and civil and/or criminal penalties.' A blue 'Next' button is located at the bottom right of the text box.

Step 9

Set up your password using the guidelines provided. Store your password in a safe, secure, and accessible place! You will only be able to click “Change Password” if you meet all the requirements and your passwords match in the “new” and “confirm” lines below.

setURL=%2Fpublic%2Fpaper%2FCommunitiesLanding&fromFrontdoor=1&setupid=ChangePassword

setURL=%2Fpublic%2Fpaper%2FCommunitiesLanding&fromFrontdoor=1&setupid=ChangePassword



Change Your Password

Enter a new password for **aspeck04@gmail.com**
Make sure to include at least

- 12 characters

Also include at least 3 of the following:

- 1 uppercase letter
- 1 lowercase letter
- 1 number
- 1 special character ⓘ

* New Password

* Confirm New Password

Password was last changed on 6/14/2023, 7:12 PM



Change Your Password

Enter a new password for **aspeck04@gmail.com**
Make sure to include at least

- 12 characters

Also include at least 3 of the following:

- 1 uppercase letter
- 1 lowercase letter
- 1 number
- 1 special character ⓘ

* New Password

* Confirm New Password

Password was last changed on 6/14/2023, 7:12 PM

Step 10

Fill out your personal information and click “Next”

Welcome to NASA STEM Gateway | Home

stemgateway.nasa.gov/public/

Home Search... Account

NASA STEM GATEWAY

Your Gateway for Participating in NASA STEM Opportunities

We'll need the following Personal Information to complete your Profile:

Date of Birth

Address

Country

United States

Street

City State/Province

City -None-

Zip/Postal Code

Phone

To this e-Mobile Phone?

-None-

Alternate Phone (Optional)

Next

NASA - National Aeronautics and Space Administration

INSPIRE • ENGAGE • EDUCATE • EMPLOY
The Next Generation of Explorers

Related Links | No Fear Act | FOIA | PRA | Privacy | OIG | Agency Financial Reports | Help


STEP 11

Fill out your demographic information and click “Next”

Welcome to NASA STEM Gateway | Home

stemgateway.nasa.gov/public/v

Home Search Register Profile



Demographic Info

Completion of your demographic information is voluntary. No selection decisions are made based on the information. It will not adversely affect your application if you choose to not provide this information. Select the 'Do not wish to provide' option for each item that you choose not to report on.

* Gender
-- None --

* Ethnicity
-- None --

* Race (select one or more)
American Indian or Alaska Native
Asian
Black or African American
Native Hawaiian or Other Pacific Islander
White

* Are you a Veteran?
-- None --

* Do you have a disability?
-- None --

Identifying any qualifying disability is protected under the Americans with Disabilities Act Citizenship or the Rehabilitation Act of 1973.

Next



NASA - National Aeronautics and Space Administration

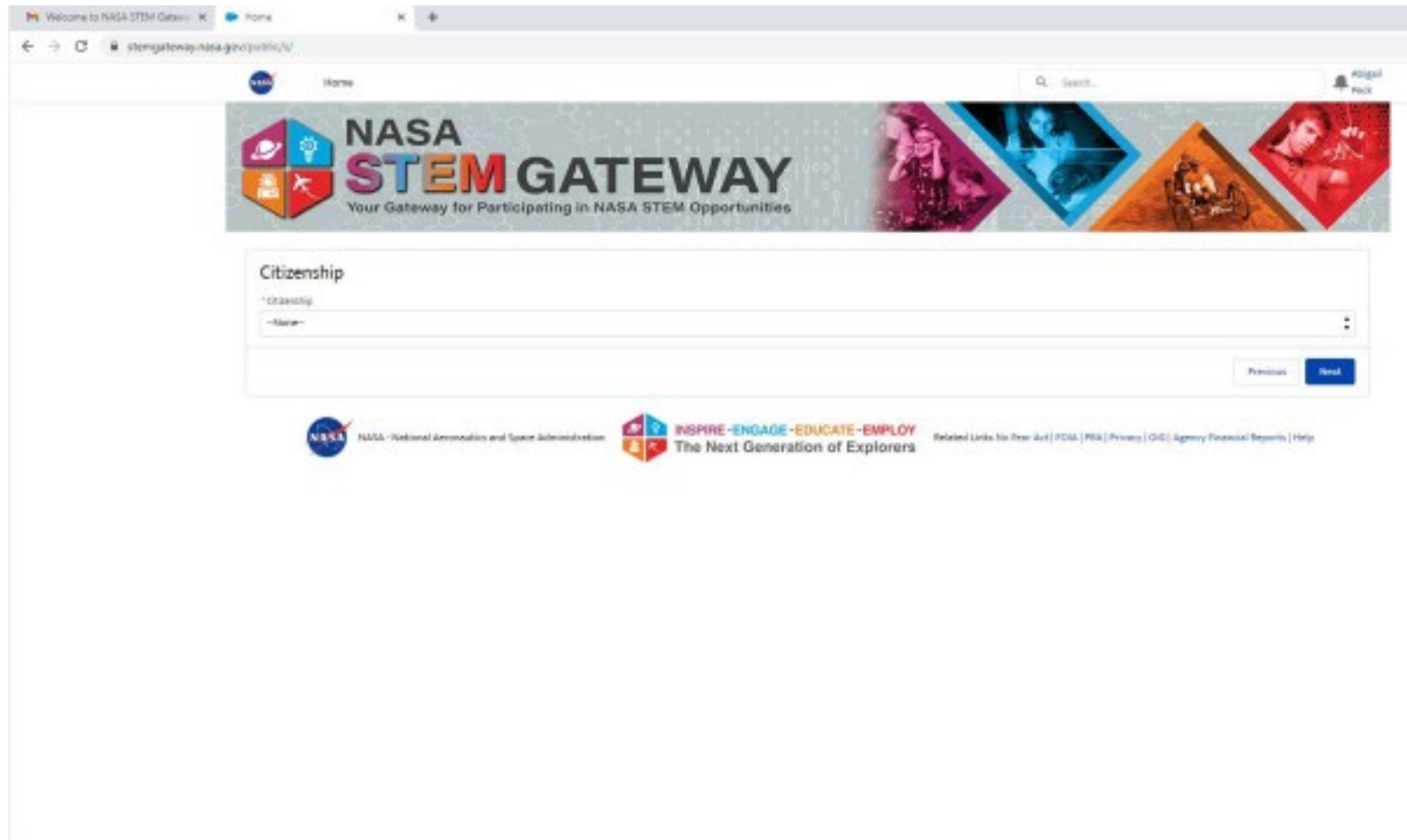


INSPIRE • ENGAGE • EDUCATE • EMPLOY
The Next Generation of Explorers

Related Links: No Fear Act | FOIA | PRA | Privacy | OIG | Agency Financial Reports | Help

STEP 12

Fill out your Citizenship information and click “Next”



The screenshot shows a web browser window with the URL stemgateway.nasa.gov/public/. The page features a NASA logo and a search bar. The main banner reads "NASA STEM GATEWAY Your Gateway for Participating in NASA STEM Opportunities" with four diamond-shaped images representing different STEM fields. Below the banner is a "Citizenship" section with a dropdown menu currently set to "-None-". At the bottom of the form are "Previous" and "Next" buttons. The footer includes the NASA logo, the text "NASA - National Aeronautics and Space Administration", the slogan "INSPIRE - ENGAGE - EDUCATE - EMPLOY The Next Generation of Explorers", and a list of related links: "Related Links for Your Visit | FOIA | PRA | Privacy | OIG Agency Financial Reports | Help".

Welcome to NASA STEM Gateway

Home

Search

Abigail Peck

NASA STEM GATEWAY

Your Gateway for Participating in NASA STEM Opportunities

Citizenship

Citizenship

-None-

Previous Next


NASA - National Aeronautics and Space Administration

INSPIRE - ENGAGE - EDUCATE - EMPLOY
The Next Generation of Explorers

Related Links for Your Visit | FOIA | PRA | Privacy | OIG Agency Financial Reports | Help

STEP 13

Fill out your Education or Affiliate Organization. Select “Undergraduate” or “Graduate” Student depending on your classification. Select your grade level and enrollment status. Search for and select the college you are currently enrolled in. Then click “Next” (This step may be different for educators as the guide was developed following a student profile setup)



Welcome to NASA STEM Gateway | Home

stemgateway.nasa.gov/public/v/

NASA Home

Search

Manage Profile

NASA STEM GATEWAY

Your Gateway for Participating in NASA STEM Opportunities

Education or Affiliate Organization

Please search for your institution's name below. Only the top 5 results will appear in the preview. If you do not see your institution please select "Show All Results" and continue your search in the full view. In this view you can search by your institution's name, address, phone, or website.

If you still cannot find your institution, please return to this page and select the "Can't find my institution" checkbox and enter your institution's information directly.

*Applicant Type

-- None --

*Search for your Academic Institution

SEARCH ACCOUNT...

Can't find my institution

*This can be a Junior College, Community College, College, University, High School, Middle or Elementary School, Museum, Science Center, Planetarium or Youth Serving Organization

I am registering for opportunities on behalf of a minor (younger than 18)

Previous Next

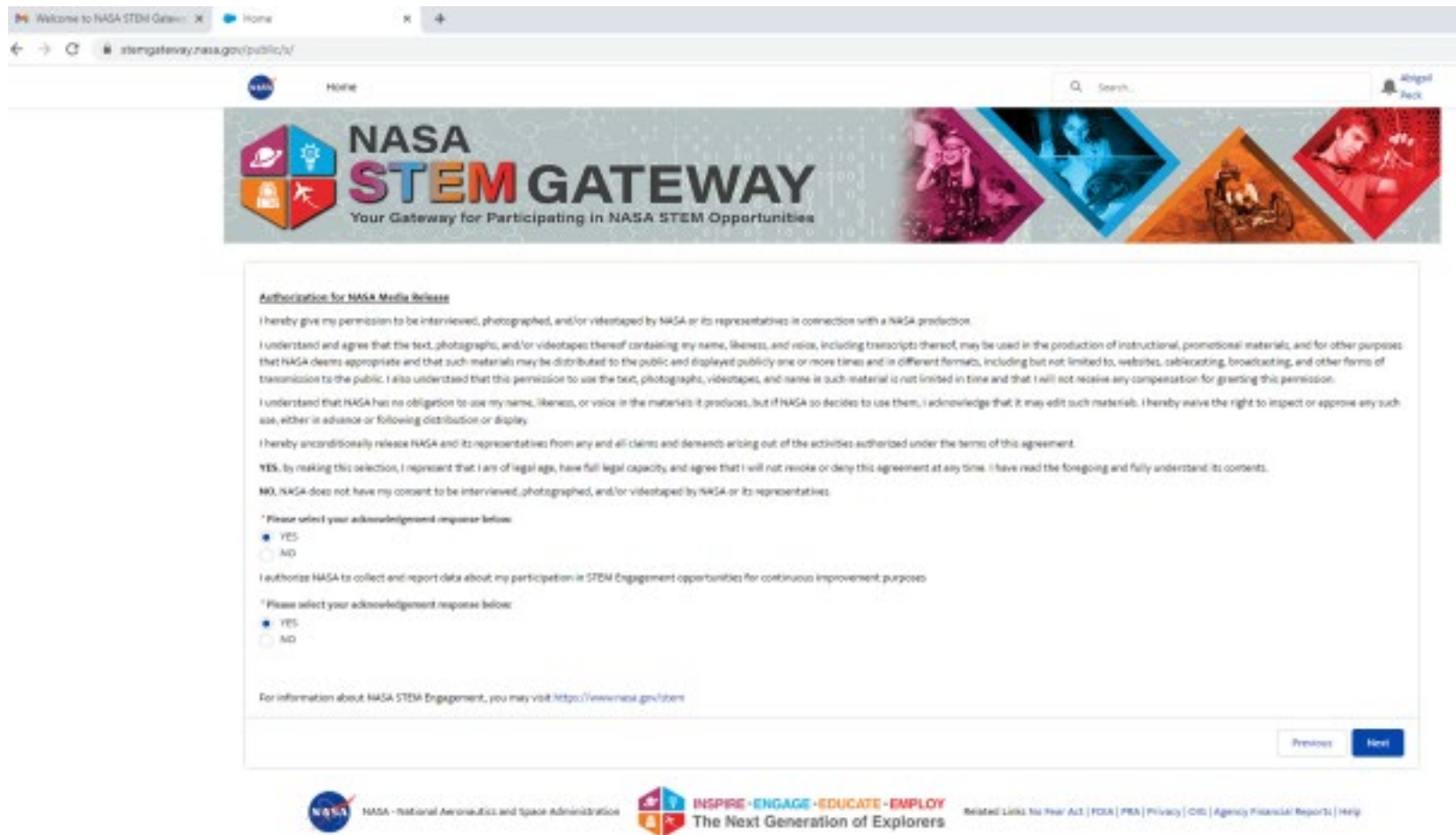
NASA - National Aeronautics and Space Administration

INSPIRE • ENGAGE • EDUCATE • EMPLOY
The Next Generation of Explorers

Related Links: No-Fear Act | FOIA | PRA | Privacy | OIG | Agency Financial Reports | Help

STEP 14

Click the buttons next to “Yes” for the media release and reporting data collection acknowledgement. Then click “Next”



The screenshot shows a web browser window with the URL stemgateway.nasa.gov/public/. The page features the NASA logo and the text "NASA STEM GATEWAY Your Gateway for Participating in NASA STEM Opportunities". Below this is a banner with four images representing different STEM fields: a person in a lab, a person in a blue environment, a person in a wheelchair, and a person in a red environment.

Authorization for NASA Media Release

I hereby give my permission to be interviewed, photographed, and/or videotaped by NASA or its representatives in connection with a NASA production.

I understand and agree that the text, photographs, and/or videotapes thereof containing my name, likeness, and voice, including transcripts thereof, may be used in the production of instructional, promotional materials, and for other purposes that NASA deems appropriate and that such materials may be distributed to the public and displayed publicly one or more times and in different formats, including but not limited to, websites, e-learning, broadcasting, and other forms of transmission to the public. I also understand that this permission to use the text, photographs, videotapes, and name in such material is not limited in time and that I will not receive any compensation for granting this permission.

I understand that NASA has no obligation to use my name, likeness, or voice in the materials it produces, but if NASA so decides to use them, I acknowledge that it may edit such materials. I hereby waive the right to inspect or approve any such use, either in advance or following distribution or display.

I hereby unconditionally release NASA and its representatives from any and all claims and demands arising out of the activities authorized under the terms of this agreement.

YES. By making this selection, I represent that I am of legal age, have full legal capacity, and agree that I will not revoke or deny this agreement at any time. I have read the foregoing and fully understand its contents.

NO. NASA does not have my consent to be interviewed, photographed, and/or videotaped by NASA or its representatives.

* Please select your acknowledgment response below:

YES
 NO

I authorize NASA to collect and report data about my participation in STEM Engagement opportunities for continuous improvement purposes.

* Please select your acknowledgment response below:

YES
 NO

For information about NASA STEM Engagement, you may visit <http://www.nasa.gov/stem>

Previous Next

NASA - National Aeronautics and Space Administration
INSPIRE - ENGAGE - EDUCATE - EMPLOY
The Next Generation of Explorers
Related Links: No Fear Act | FOIA | PRA | Privacy | OIG | Agency Financial Reports | Help

STEP 15

You now have a NASA STEM Gateway Profile!!! Click Next to get to the STEM Gateway Home page and start exploring!